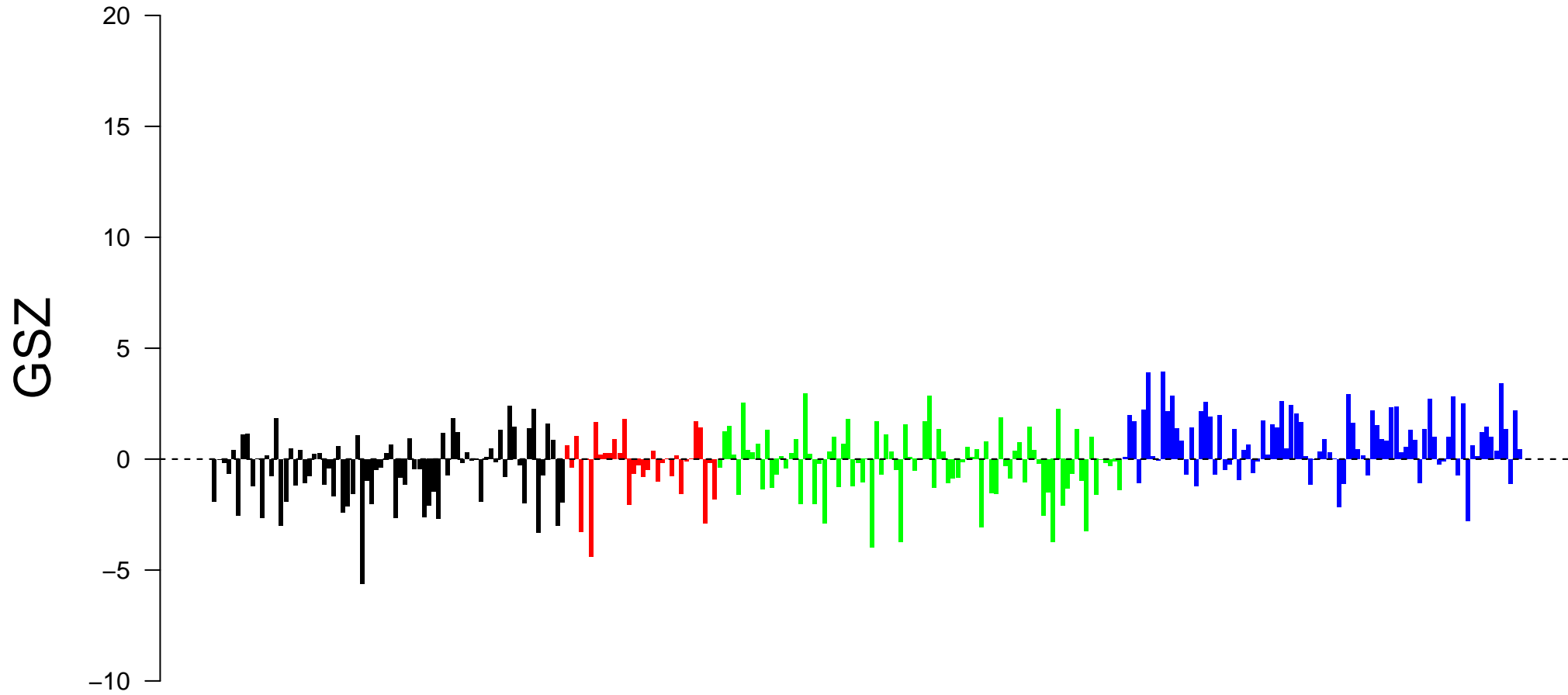
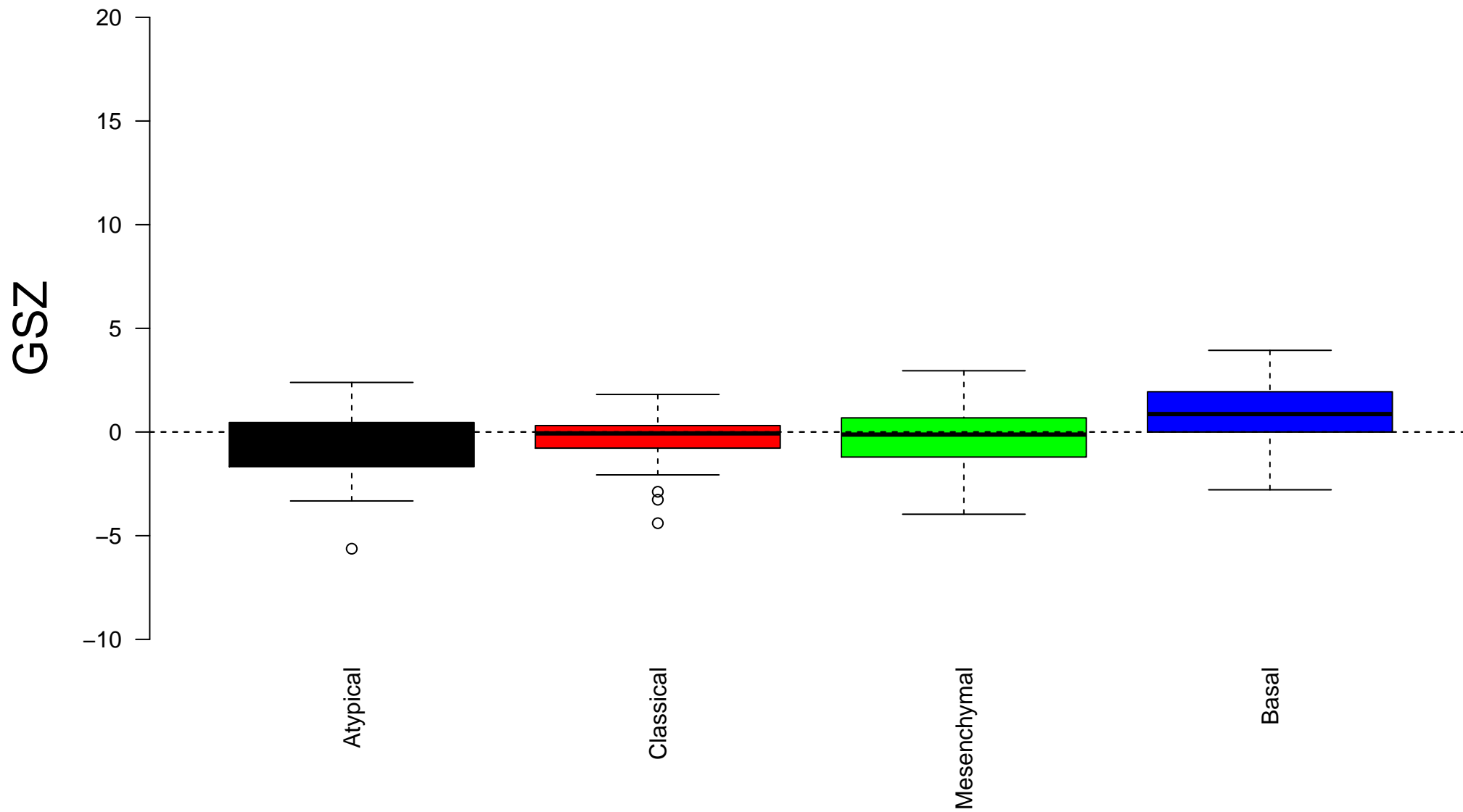


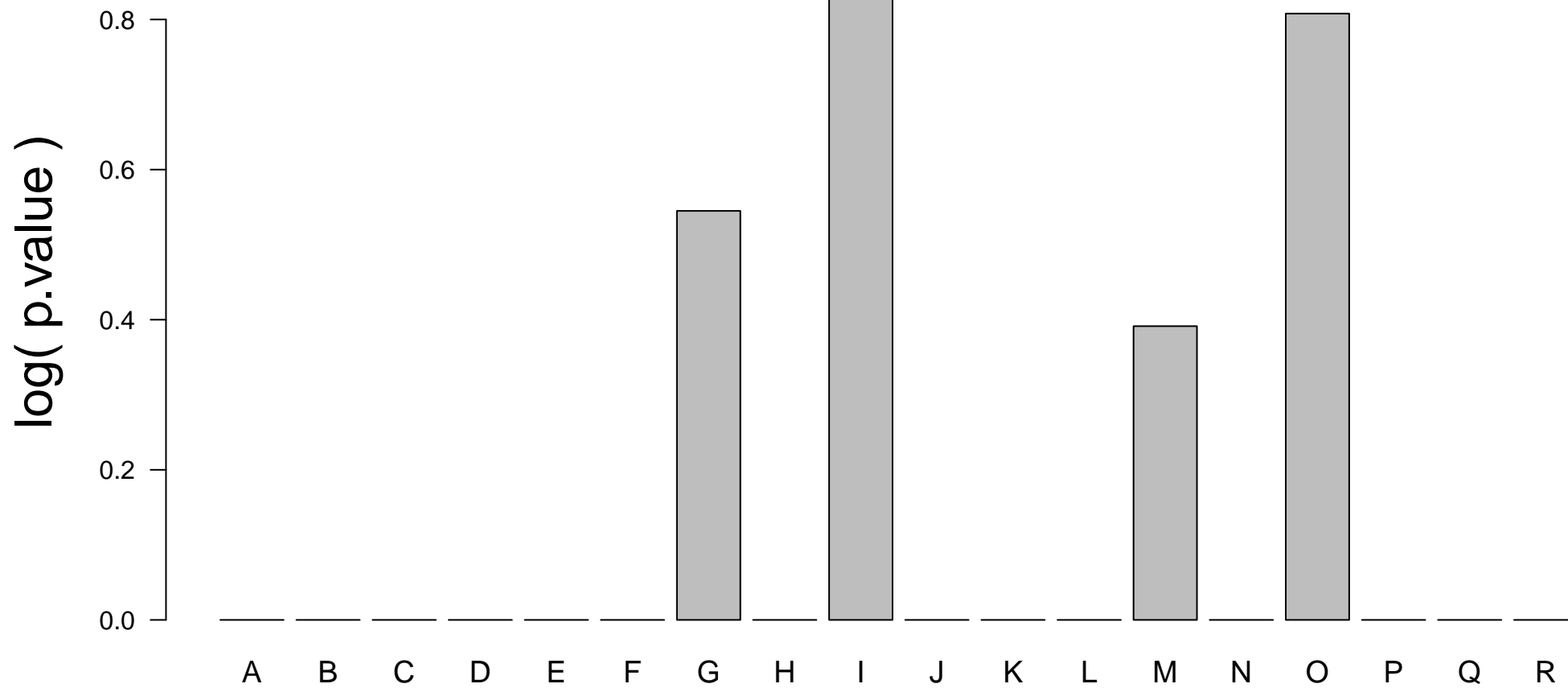
SPANG_BAFF 9hrs UP



SPANG_BAFF 9hrs UP




Enrichment in spots: SPANG_BAFF 9hrs UP



Expression of SPANG_BAFF 9hrs UP in Spot A

Δe

1.5
1.0
0.5
0.0
-0.5
-1.0
-1.5



Expression of SPANG_BAFF 9hrs UP in Spot B

Δe

1.5

1.0


0.5

0.0

-0.5

-1.0

-1.5



Expression of SPANG_BAFF 9hrs UP in Spot C

Δe

1.5

1.0


0.5

0.0

-0.5

-1.0


-1.5



Expression of SPANG_BAFF 9hrs UP in Spot D

Δe


1.5
1.0
0.5
0.0
-0.5
-1.0
-1.5



Expression of SPANG_BAFF 9hrs UP in Spot E

Δe

1.5
1.0
0.5
0.0
-0.5
-1.0
-1.5



Expression of SPANG_BAFF 9hrs UP in Spot F

Δe

1.5

1.0


0.5

0.0

-0.5

-1.0

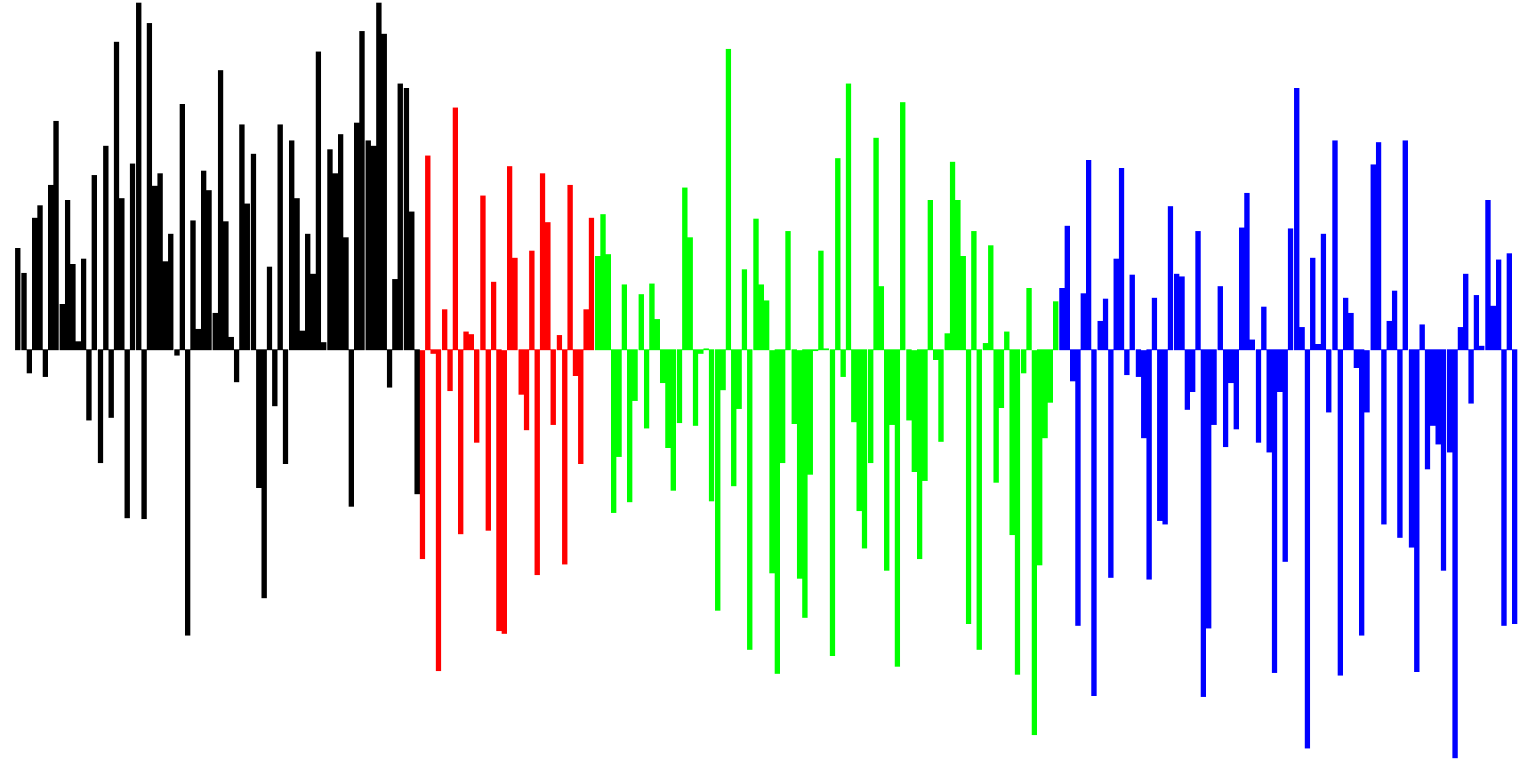
-1.5



Expression of SPANG_BAFF 9hrs UP in Spot G

Δe

1.5
1.0
0.5
0.0
-0.5
-1.0
-1.5



Expression of SPANG_BAFF 9hrs UP in Spot H

Δe

1.5

1.0


0.5

0.0

-0.5

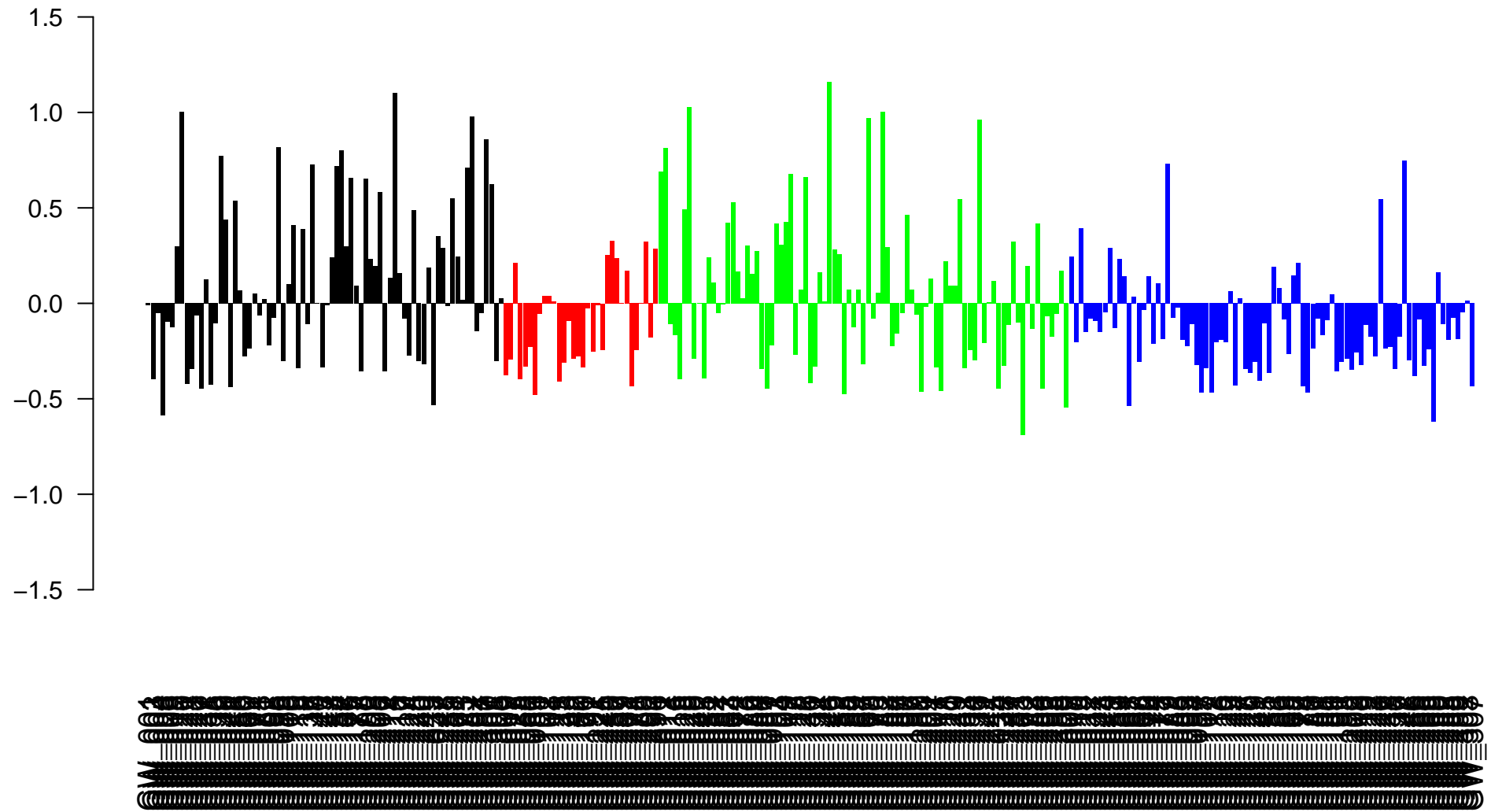
-1.0

-1.5



Expression of SPANG_BAFF 9hrs UP in Spot I

Δe



Expression of SPANG_BAFF 9hrs UP in Spot J

Δe

1.5

1.0


0.5

0.0

-0.5

-1.0


-1.5



Expression of SPANG_BAFF 9hrs UP in Spot K

Δe


1.5
1.0
0.5
0.0
-0.5
-1.0
-1.5



Expression of SPANG_BAFF 9hrs UP in Spot L

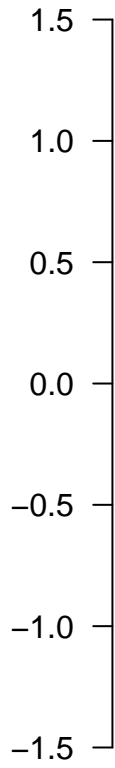
Δe

1.5
1.0
0.5
0.0
-0.5
-1.0
-1.5



Expression of SPANG_BAFF 9hrs UP in Spot M


Δe



Expression of SPANG_BAFF 9hrs UP in Spot N

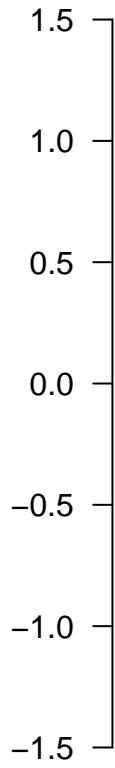
Δe

1.5
1.0
0.5
0.0
-0.5
-1.0
-1.5



Expression of SPANG_BAFF 9hrs UP in Spot O


Δe



Expression of SPANG_BAFF 9hrs UP in Spot P

Δe


1.5
1.0
0.5
0.0
-0.5
-1.0
-1.5



Expression of SPANG_BAFF 9hrs UP in Spot Q

Δe

1.5
1.0
0.5
0.0
-0.5
-1.0
-1.5



Expression of SPANG_BAFF 9hrs UP in Spot R

Δe

1.5
1.0
0.5
0.0
-0.5
-1.0
-1.5

